

PARCOURS DE SOINS ET INDICATEURS DE QUALITE

Expérience de l'EUSOMA

40^{èmes} journées de la SFSPM
AVIGNON 9 Novembre 2018

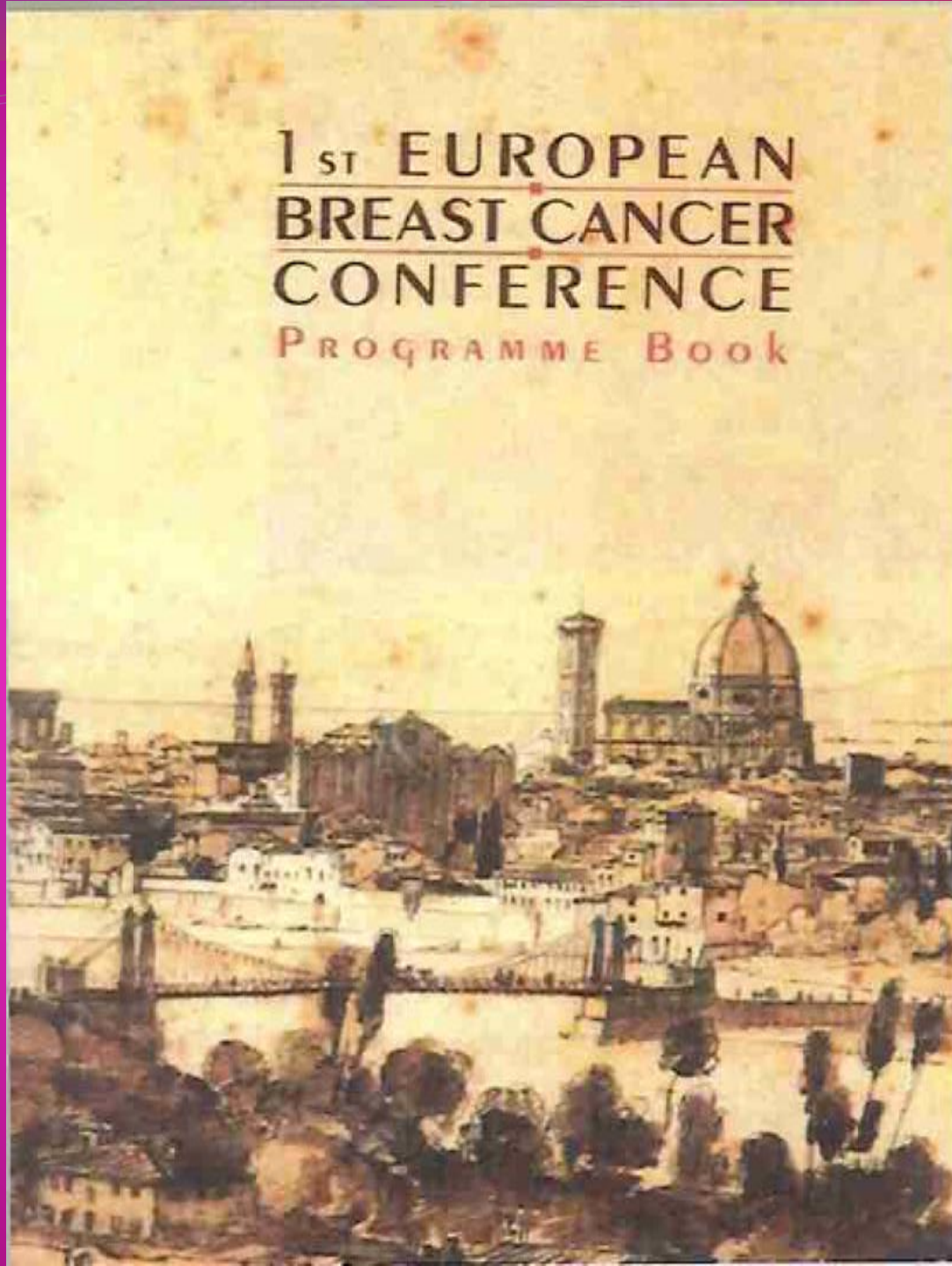
BRUNO CUTULI
INSTITUT DU CANCER COURLANCY, REIMS
bcutuli@iccreims.fr

EUROPEAN SOCIETY OF MASTOLOGY (EUSOMA)

- Fondation: en 1986 à Budapest
- 1986-1990: structuration progressive
- 1991-1998: organisation de congrès et conférences de consensus

1^{ère} EUROPEAN BREAST CANCER CONFERENCE:
FLORENCE OCTOBRE 1998
Président: LUIGI CATALIOTTI

1ST EUROPEAN
BREAST CANCER
CONFERENCE
PROGRAMME BOOK



1998



Pergamon

European Journal of Cancer, Vol. 35, No. 1, pp. 14-15, 1999
© 1999 Elsevier Science Ltd. All rights reserved
Printed in Great Britain
0959-8049/99/\$ - see front matter

PII: S0959-8049(98)00384-0

Position Paper

Florence Statement on Breast Cancer, 1998 Forging the Way Ahead for More Research on and Better Care in Breast Cancer

L. Cataliotti,¹ A. Costa,² P.A. Daly,³ L. Fallowfield,⁴ G. Freilich,⁵ L. Holmberg,⁶
M. Piccart,⁷ C.J.H. van de Velde⁸ and U. Veronesi²

PRESENTATION AU PARLEMENT EUROPEEN:

GRANDS AXES DE DEVELOPPEMENT:

1998

- **RECHERCHE** essais cliniques
- **GENETIQUE** tests spécifiques
- **SOUTIEN PSYCHOSOCIAL**
- **TRAITEMENTS:** organisation/qualité/multidisciplinarité

Eur J Cancer. 2007 Mar;43(4):660-75. Epub 2007 Feb 5.

2007

ELSEVIER
FULL-TEXT ARTICLE

Guidelines on the standards for the training of specialised health professionals dealing with breast cancer.

Cataliotti L¹, De Wolf C, Holland R, Marotti L, Perry N, Redmond K, Rosselli Del Turco M, Rijken H, Kearney N, Ellis IO, Di Leo A, Orecchia R, Noel A, Andersson M, Audretsch W, Bjurstam N, Blamey RW, Blichert-Toft M, Bosmans H, Burch A, Bussolati G, Christiaens MR, Colleoni M, Cserni G, Cufer T, Cush S, Damilakis J, Drijkoningen M, Ellis P, Foubert J, Gambaccini M, Gentile E, Guedea F, Hendriks J, Jakesz R, Jassem J, Jerezek-Fossa BA, Laird O, Lartigau E, Mattheiem W, O'higgins N, Pennery E, Rainsbury D, Rutgers E, Smola M, Van Limbergen E, von Smitten K, Wells C, Wilson R; EUSOMA.

Author information

2013

Eur J Cancer. 2013 Nov;49(17):3579-87. doi: 10.1016/j.ejca.2013.07.017. Epub 2013 Aug 19.

ELSEVIER
FULL-TEXT ARTICLE

The requirements of a specialist Breast Centre.

Wilson AR¹, Marotti L, Bianchi S, Biganzoli L, Claassen S, Decker T, Frigerio A, Goldhirsch A, Gustafsson EG, Mansel RE, Orecchia R, Ponti A, Poortmans P, Regitnig P, Rosselli Del Turco M, Rutgers EJ, van Asperen C, Wells CA, Wengström Y, Cataliotti L; EUSOMA (European Society of Breast Cancer Specialists).

Author information



ELSEVIER

Available at www.sciencedirect.com

ScienceDirect

journal homepage: www.ejcancer.com



The requirements of a specialist Breast Centre

A.R.M. Wilson^{a,*}, L. Marotti^b, S. Bianchi^c, L. Biganzoli^d, S. Claassen^e, T. Decker^f,
A. Frigerio^g, A. Goldhirsch^h, E.G. Gustafssonⁱ, R.E. Mansel^j, R. Orecchia^k, A. Ponti^g,
P. Poortmans^l, P. Regitnig^m, M. Rosselli Del Turcoⁿ, E.J.Th. Rutgers^o,
C. van Asperen^p, C.A. Wells^q, Y. Wengströmⁱ, L. Cataliotti^r

REMERCIEMENTS L.MAROTTI



ITALCERT scheme in partnership with BCCRT

BASIC CRITERIA

- **Integrated Breast Centre**
- **Sufficient number of cases**
- **Dedicated specialists**
- **Working with a multidisciplinary approach**
- **Providing all services throughout the patient pathway**
- **Data collection and audit**

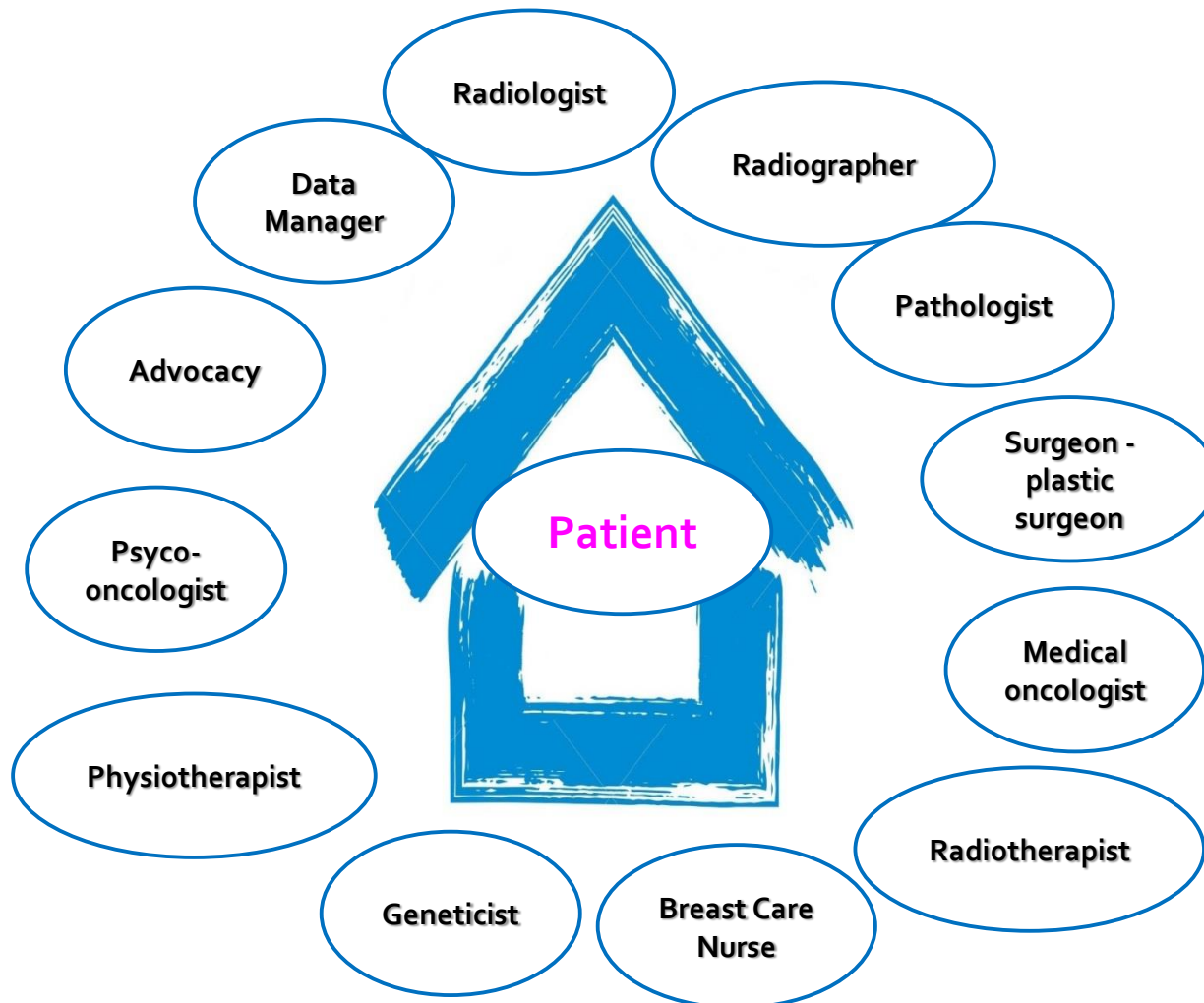
REMERCIEMENTS L.MAROTTI



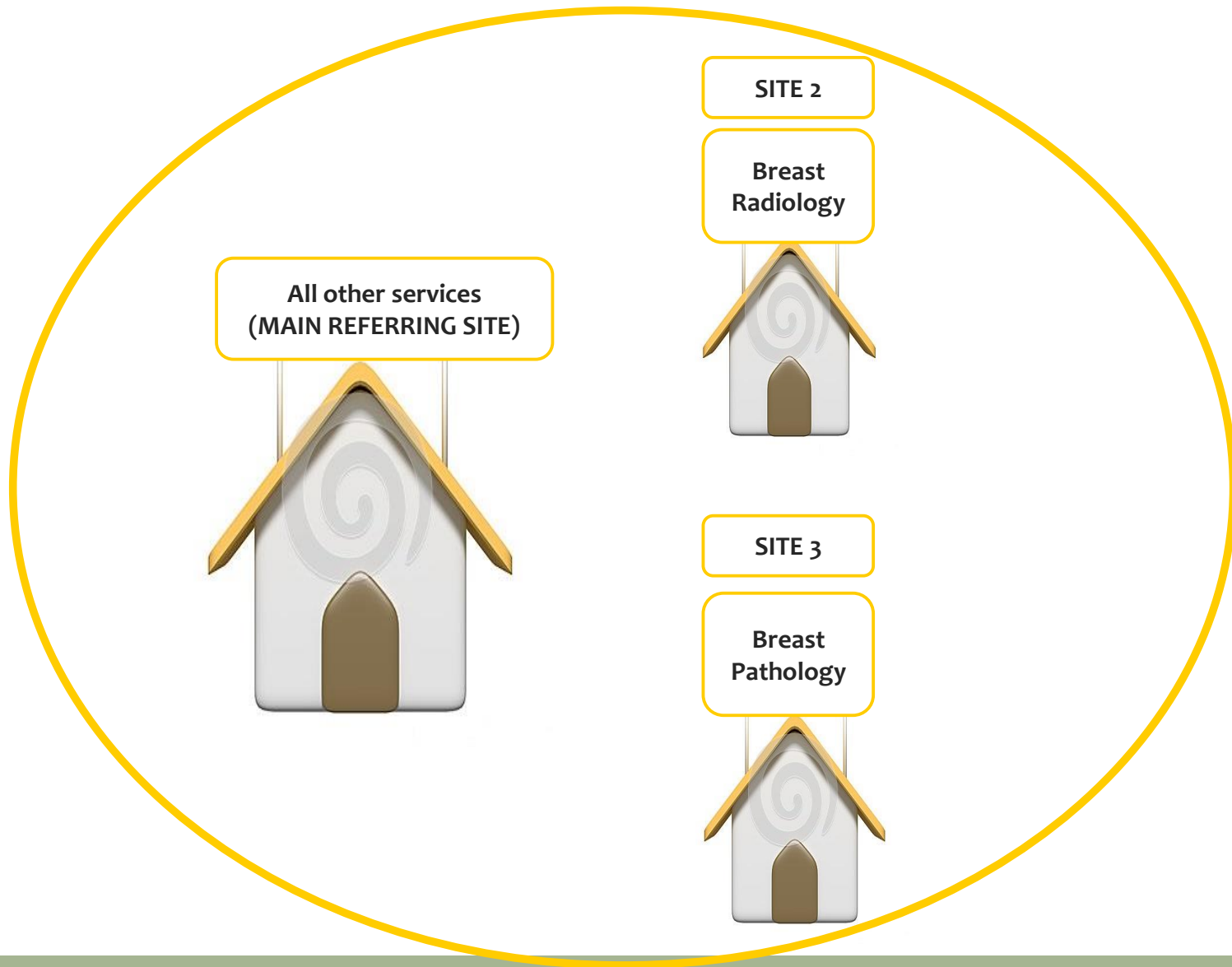
ITALCERT scheme in partnership with BCCRT

ORGANISATION

A single Integrated Centre



Multisite Breast Centre



EUSOMA requirements of a specialist Breast Centre

2013 revised version of Eusoma milestone recommendations

SHORT GUIDE



multidisciplinary
patient breast
certification
requirements
working
practice
care
mandatory
specialists
centre
best
recommended



ELSEVIER

available at www.sciencedirect.com



journal homepage: www.ejconline.com



Position Paper

Quality indicators in breast cancer care

M. Rosselli Del Turco ^{a,*}, A. Ponti ^b, U. Bick ^c, L. Biganzoli ^d, G. Cserni ^e, B. Cutuli ^f,
T. Decker ^g, M. Dietel ^c, O. Gentilini ^h, T. Kuehn ^k, M.P. Mano ^j, P. Mantellini ⁱ, L. Marotti ^a,
P. Poortmans ^l, F. Rank ^m, H. Roe ⁿ, E. Scaffidi ^h, J.A. van der Hage ^o, G. Viale ^p, C. Wells ^q,
M. Welnicka-Jaskiewicz ^r, Y. Wengstöm ^s, L. Cataliotti ^t

Time trends (2006-2015) of quality indicators in EUSOMA-certified breast centres.

van Dam PA¹, Tomatis M², Marotti L³, Heil J⁴, Mansel RE⁵, Rosselli Del Turco M³, van Cam PJ⁶, Casella D², Bassani LG⁷, Danei M⁸, Denk A⁹, Egle D¹⁰, Emons G¹¹, Friedrichs K¹², Harbeck N¹³, Kiechle M¹⁴, Kimmig R¹⁵, Koehler U¹⁶, Kuemmel S¹⁷, Maass N¹⁸, Mayr C¹⁹, Prové A²⁰, Rageth C²¹, Regolo L²², Lorenz-Salehi F, Sarlos D²³, Singer C²⁴, Sohn C⁴, Staelens G²⁵, Tinterri C²⁶, Audisio R²⁷, Ponti A²; eusomaDB Working Group.

- Evaluation de l'évolution des indicateurs de qualité (IQ) dans 22 breast units européennes de 2006 à 2015.
- 46122 patientes, dont 5190 CCIS (11,3%)

QUELQUES EXEMPLES: (%)

	2006	2010	2015	p
BIOPSIE PRE OPERATOIRE	78	89	92	< 0,001
CA INVASIF < 3 cm TT CONSERVATEUR	74	82	85	< 0,001
CA INVASIF: HORMONOTHERAPIE	94	94	95	NS
CA INVASIF: 1 SEULE CHIRURGIE	80	81	91	< 0,001
CCIS: 1 SEUL CHIRURGIE	63	64	80	0,006
CA ER- pN+ Ou > 1 cm avec CT	89	89	87	NS

COMMENTAIRES SUR L'ETUDE DE VAN DAM:

- Importance capitale des bases de données:

« a crucial element in quality control... »

Premier élément pour obtenir la certification en tant que « Breast Unit »

- Nécessité absolue d'une prise en charge multidisciplinaire
- Importance des audits de contrôle (comparaison des pratiques)

Network

From the data of the Breast Centre network Eusoma developed some research projects and published the following papers:

Fluctuating Mastectomy Rates Across Time and Geography

Ann Surg Oncol. 2013 Jul;20(7):2114-6

Mastectomy trends for early-stage breast cancer: A report from the EUSOMA multi-institutional European database

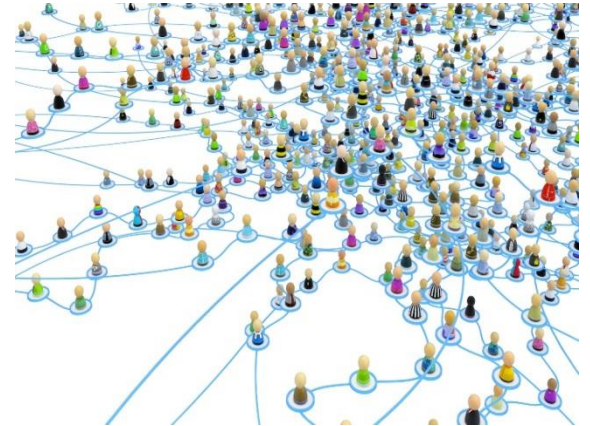
Eur J Cancer. 2012 Sep;48(13):1947-56

The effect of Eusoma Certification on quality of breast cancer care

EJSO, 41 (2015); 1423-1429

Variations in compliance to quality indicators by age for 41.871 breast cancer patients across Europe: a EUSOMA database analysis.

Eur J Cancer 2015 Jul; 51(10):1221-30





Available online at www.sciencedirect.com

ScienceDirect

journal homepage: www.ejcancer.com



Position Paper

Quality indicators in breast cancer care: An update from the EUSOMA working group



Laura Biganzoli ^{a,*}, Lorenza Marotti ^b, Christopher D. Hart ^{a,c},
 Luigi Cataliotti ^d, Bruno Cutuli ^e, Thorsten Kühn ^f, Robert E. Mansel ^g,
 Antonio Ponti ^h, Philip Poortmans ⁱ, Peter Regitnig ^l,
 Jos A. van der Hage ^m, Yvonne Wengström ⁿ, Marco Rosselli Del Turco ^o

EXEMPLES DES NOUVEAUX INDICATEURS DE QUALITE EUSOMA 2017

	MINIMUM STANDARD	TARGET
1. DIAGNOSTIC		
- % de patientes avec un cancer invasif Ayant eu une exploration axillaire (échographie/cytologie/biopsie)	85%	95%
- % de patientes ayant eu une CT néo-adjuvante avec IRM de départ et réévaluation	60%	90%
2. TT LOCO REGIONAL: CHIRURGIE		
- % de patientes (Ca. Invasifs) opérées en un seul temps chirurgical	80%	90%
- % de patientes (CCIS) opérées en un seul temps chirurgical	70%	90%

MINIMUM
STANDARD

TARGET

3. TT LOCOREGIONAL: RADIOTHERAPIE

- % de patientes traitées par CC pour un Ca. invasif recevant une RT mammaire	90%	95%
- % de patientes \geq pN2 recevant une RT loco-régionale (+CMI si lésions médio-internes)	90%	95%
- % de patientes pN1 (1-3N+) recevant une RT locorégionale (+CMI si lésions médio-internes)	70%	85%

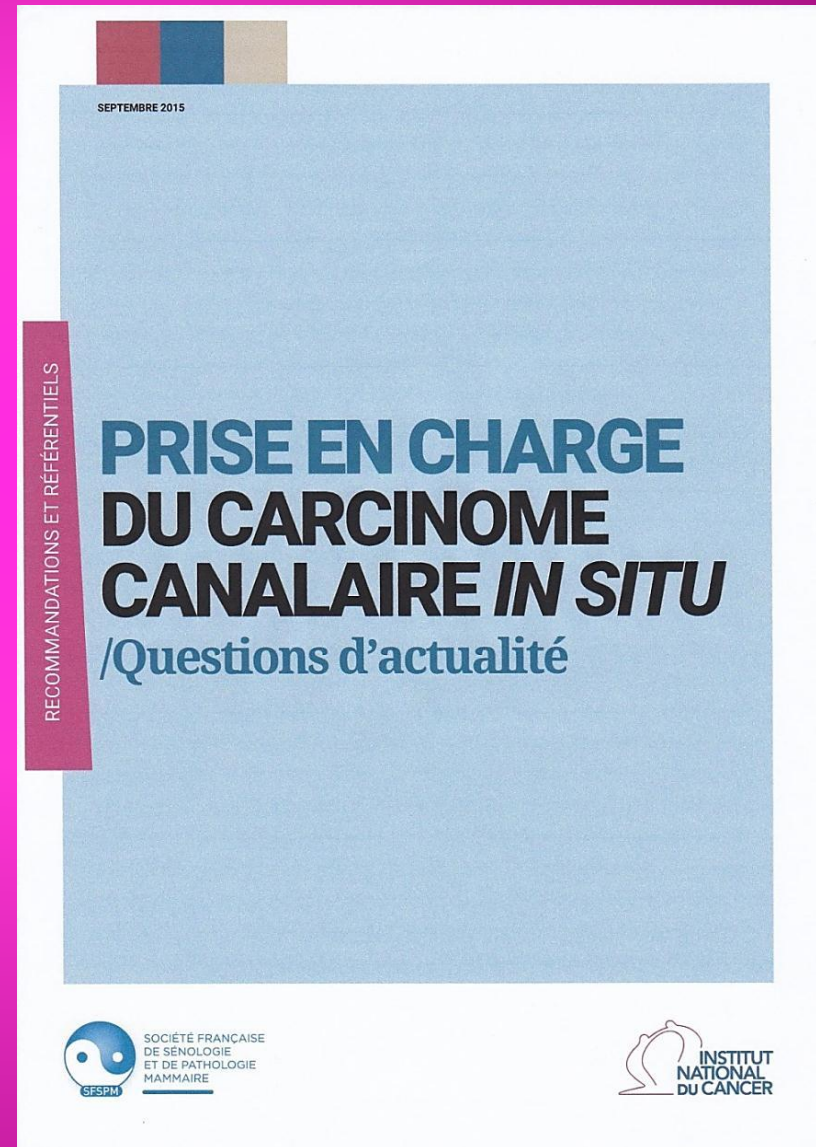

AMELIORATION DE LA PRISE EN CHARGE DES PATIENTES: UN EXEMPLE FRANCAIS:

- LES OBSERVATOIRES NATIONAUX
PRACCIS I(2003-4) et PRACCIS II (2014-15)
- COOPERATION INCA-SFSPM
- PARTICIPATION DE TOUTES LES STRUCTURES
(CLCC/CHU/CHR/CLINIQUES PRIVEES)
- ETUDES PROSPECTIVES NON SELECTIONNEES, permettant
l'évaluation de l'application des recommandations nationales
(la vraie vie...)

Octobre 2009

Septembre 2015

www.e-cancer.fr



FRENCH NATIONAL PRACTICE IN 2003-4 FIRST PRACCIS STUDY

British Journal of Cancer (2009) 100, 1048–1054

© 2009 Cancer Research UK All rights reserved 0007–0920/09 \$32.00

www.bjcancer.com

Breast-conserving surgery with or without radiotherapy vs mastectomy for ductal carcinoma *in situ*: French Survey experience

B Cutuli^{*1}, C Lemanski², A Fourquet³, B de Lafontan⁴, S Giard⁵, A Meunier⁶, R Pioud-Martigny⁷, F Campana³, H Marsiglia⁸, S Lancrenon⁹, E Mery⁴, F Penault-Llorca¹⁰, E Fondrinier¹¹ and C Tunon de Lara¹²

Synthèse
General review

Bulletin du
Cancer
Société Française du Cancer

Volume 97 • N° 3 • mars 2010

©John Libbey Eurotext

Carcinomes canauxiaux *in situ* (CCIS). Caractéristiques histopathologiques et traitement : analyse de 1 289 cas

Ductal carcinoma in situ of the breast (DCIS). Histopathological features and treatment modalities: analysis of 1,289 cases

B. Cutuli¹, C. Lemanski², A. Fourquet³, B. de Lafontan⁴, S. Giard⁵, S. Lancrenon⁶, A. Meunier⁷, R. Pioud-Martigny⁸, F. Campana³, H. Marsiglia⁹, E. Mery⁴, F. Penault-Llorca¹⁰, E. Fondrinier¹¹, C. Tunon de Lara¹²

DONNEES COMPARATIVES DES DEUX OBSERVATOIRES PRACCIS

PRACCIS I

PRACCIS II

	2003-2004	2014-2015	p
Patientes	1289	2125	< 0.0001
Mastectomie (%)	30.5%	26%	< 0.0001
CC (%)	7.7%	2.8%	< 0.0001
CC+RT (%)	61.8%	72%	< 0.0001
GAS	21%	41%	< 0.0001
Curage	10.4%	2.6%	< 0.0001

EBCC
European
Breast Cancer
Conference **12**

© Hermitas Anglada, Casa Museu Guadalupe (1984)
Eixample de Barcelona, National Museum of Art of Catalonia

**European Breast Cancer
Conference**

EBC Council

**BARCELONA
SPAIN**

SAVE THE DATE
18 - 20 MARCH,
2020

L'Europe nous attend...